



URA_D-10W & URB_D-10W Series
10W, 4:1 WIDE INPUT ISOLATED & REGULATED
DUAL/SINGLE OUTPUT DC-DC CONVERTER

multi-country patent protection **RoHS**

FEATURES

- Operating Temperature: -40°C~+85°C
- I/O-Isolation 1.5KVDC
- Metal Case Package
- No Heat sink Required
- Industry Standard Pin out
- MTBF>1,000,000 hours
- RoHS Compliance

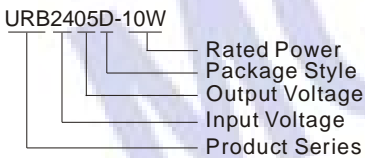
APPLICATIONS

The URA_D-10W/ URB_D-10W Series are specially designed for applications where a wide range input voltage power supplies are isolated from the input power supply in a distributed power supply system on a circuit board.

These products apply to:

- 1) Where the voltage of the input power supply is wide range (voltage range $\leq 4:1$);
- 2) Where isolation is necessary between input and output (Isolation voltage $\leq 1500\text{VDC}$);
- 3) Where the regulation of the output voltage and the output ripple noise are demanded.

MODEL SELECTION



MORNSUN Science& Technology Ltd.
Address: 2th floor 6th building, Huangzhou
Industrial District, Guangzhou, China
Tel: 86-20-38601850
Fax: 86-20-38601272
[Http://www.mornsun-power.com](http://www.mornsun-power.com)

PRODUCT PROGRAM

Part Number	Input			Output		Efficiency (% Typ)	Capacitor load max***
	Voltage (VDC)			Voltage (VDC)	Current (mA) Max		
	Nominal	Range	Max**				
URA2405D-10W*	24	9-36	40	±5	±1000	82	±680
URA2412D-10W*				±12	±416	80	±330
URA2415D-10W*				±15	±333	80	±110
URB2405D-10W				5	2000	80	2000
URB2412D-10W*				12	830	84	690
URB2415D-10W*				15	670	81	470
URA4805D-10W	48	18-75	80	±5	±1000	82	±680
URA4812D-10W*				±12	±416	78	±330
URA4815D-10W*				±15	±333	81	±110
URB4805D-10W*				5	2000	81	2000
URB4812D-10W*				12	830	84	690
URB4815D-10W*				15	670	84	470

* Designing.
** Input voltage can't exceed this value, or will cause the permanent damage.
***Test by nominal Vin and constant resistive load.

COMMON SPECIFICATION

Operating Temperature Range	-40°C to +85°C
Storage Temperature Range	-55°C to +125°C
Storage Humidity Range	$\leq 95\%$
Cooling	Free Air Convection
Lead Temperature	300°C (1.5mm from case for 10 seconds)
Temperature Rise at Full Load	50°C (typ)
Isolation voltage(Flash tested for 60 seconds)	1500VDC
Isolation resistance(Test at 500VDC)	1000 MΩ
Isolation capacitance(Input/Output)	1000PF
No-load Power Consumption	500mW (typical)
Output Short Circuit Protection	Continuous, automatic recovery
Case Material	Aluminium alloy
MTBF	>1,000,000 hours
Weigh	19g(TYP)

OUTPUT SPECIFICATIONS

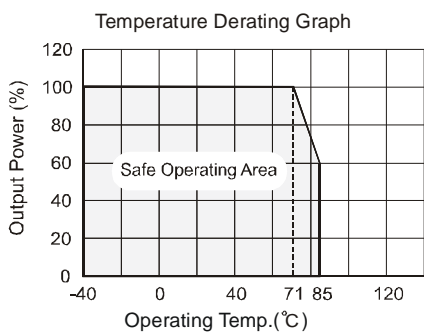
Item	Test Conditions	Min	Typ	Max	Units
Output Power	See above products program			10	W
Positive Voltage Accuracy	Refer to recommended circuit		±1	±3	%
Negative Voltage Accuracy	Refer to recommended circuit		±3	±5	
Load Regulation	From 10% To 100% load		±0.5	±1	
Line Regulation(at full load)	Input voltage from low to high		±0.2	±0.5	
Temperature Drift(Vout)	Refer to recommended circuit		0.02		%/°C
Ripple	20MHz bandwidth		30	50	mVp-p
Noise	20MHz bandwidth		75	150	
Switching Frequency	100% load, nominal Input voltage		300		KHz

Note:

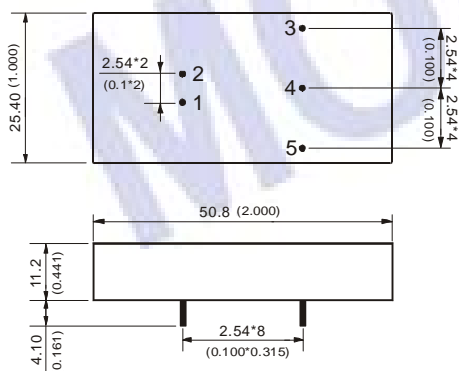
1. All specifications measured at $T_A=25^{\circ}\text{C}$, humidity<75%, nominal input voltage and rated output load unless otherwise specified.

2. Dual output models unbalanced load: ±5%.

TYPICAL CHARECTERISTICS



OUTLINE DIMENSIONS & FOOTPRINT DETAILS



Note:

Unit:mm(inch)

Pin section:0.80mm(0.031inch)

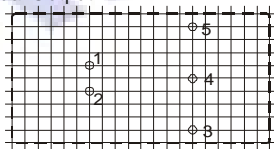
Pin tolerances:±0.05mm(±0.002inch)

General tolerances:±0.25mm(±0.010inch)

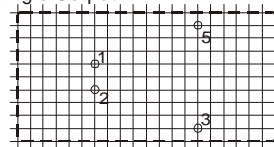
First Angle Projection

RECOMMENDED FOOTPRINT
Top View,grid:2.54mm(0.1inch) ,
diameter:1.00mm

Dual Output



Single Output



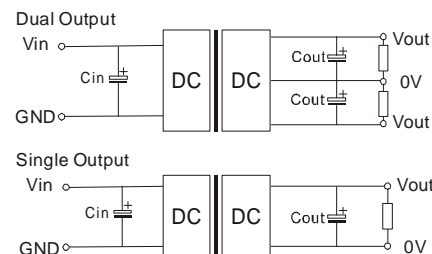
FOOTPRINT DETAILS

Pin	Single	Dual
1	GND	GND
2	Vin	Vin
3	+Vo	+Vo
4	No Pin	COM
5	OV	-Vo

APPLICATION NOTE

Recommended Circuit

All the URA_D-10W & URB_D-10W Series have been tested according to the following recommended testing circuit before leaving factory. This series should be tested under load. Never be tested under no load (see Figure 1).



(Figure 1)

If you want to further decrease the output ripple, you can increase capacitance properly or choose capacitors with low ESR. However, the capacitance should not be too high.(Table 1).

External Capacitor Table(Table 1)

Vin	Cin	Vout	Cout
24V	100uF	5V/±5V	100uF/1A
48V	100uF	12V/±12V	
--	--	15V/±15V	