



URA_D-5W & URB_D-5W Series

5W, 4:1 WIDE INPUT ISOLATED & REGULATED DUAL/SINGLE OUTPUT DC-DC CONVERTER

multi-country patent protection **RoHS**

FEATURES

Operating Temperature: -40°C to +85°C
 1.5KVDC Input/Output Isolation
 Metal Case Package
 No Heat sink Required
 Industry Standard Pinout
 MTBF>1,000,000 hours
 RoHS Compliance

APPLICATIONS

The URA_D-5W & URB_D-5W Series are specially designed for applications where a wide range input voltage power supplies are isolated from the input power supply in a distributed power supply system on a circuit board.

These products apply to:

- 1) Where the voltage of the input power supply is wide range (voltage range $\leq 4:1$);
- 2) Where isolation is necessary between input and output (Isolation voltage $\leq 1500\text{VDC}$);
- 3) Where the regulation of the output voltage and the output ripple noise are demanded.

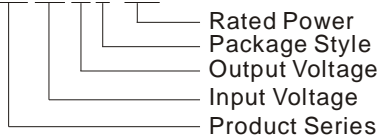
PRODUCT PROGRAM

Part Number	Input			Output			Efficiency (% Typ)
	Voltage (VDC)			Voltage (VDC)	Current (mA)		
	Nominal	Range	Max**		Max	Min	
URA2405D-5W *	24	9-36	40	±5	500	50	75
URA2412D-5W				±12	200	20	77
URA2415D-5W				±15	166	16	79
URA2424D-5W *				±24	104	10	81
URB2405D-5W				5	1000	100	77
URB2412D-5W				12	420	42	80
URB2415D-5W *				15	333	33	81
URB2424D-5W *				24	200	20	73
URA4805D-5W	48	18-75	80	±5	500	50	75
URA4812D-5W *				±12	200	20	78
URA4815D-5W *				±15	166	16	82
URA4824D-5W *				±24	104	10	85
URB4805D-5W				5	1000	100	79
URB4812D-5W				12	420	42	82
URB4815D-5W *				15	333	33	85
URB4824D-5W *				24	200	20	86

* Designing.
 ** Input voltage can't exceed this value, or will cause the permanent damage.

MODEL SELECTION

URB2405D-5W



MORNSUN Science & Technology co.,Ltd.

Address: 2th floor 6th building, Huangzhou Industrial District, Guangzhou, China
 Tel: 86-20-38601850
 Fax: 86-20-38601272
[Http://www.mornsun-power.com](http://www.mornsun-power.com)

COMMON SPECIFICATION

Item	Test Conditions	Min	Typ	Max	Units
Storage Humidity Range				95	%
Operating temperature		-40		85	°C
Storage Temperature Range		-55		125	
Lead Temperature	1.5mm from case for 10 seconds			300	
Temp. Rise at Full Load			50		
Isolation voltage	Tested for 1 minute and 1 mA max	1500			VDC
Isolation resistance	Test at 500VDC	1000			MΩ
Isolation capacitance	Input/Output		100		pF
No-load Power Consumption			500		mW
Cooling		Free Air Convection			
Short Circuit Protection		Continuous, automatic recovery			
Case Material		Aluminium alloy			
MTBF		1000			K hours
Weight			14		g

OUTPUT SPECIFICATIONS

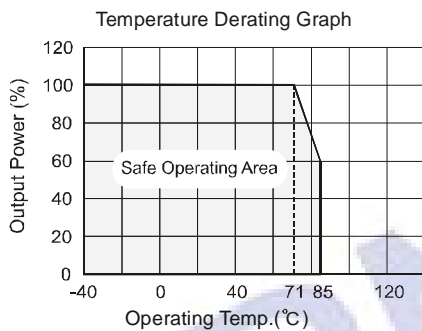
Item	Test Conditions	Min	Typ	Max	Units
Output Power	See above products program			5	W
Positive Voltage Accuracy	Refer to recommended circuit		±1	±3	%
Negative Voltage Accuracy	Refer to recommended circuit		±3	±5	
Load Regulation	From 10% To 100% load		±0.5	±1*	
Line Regulation(at full load)	Input voltage from low to high		±0.2	±0.5	
Temperature Drift(Vout)	Refer to recommended circuit		0.02		%/°C
Ripple**	20MHz bandwidth		30	50	mVp-p
Noise**	20MHz bandwidth		75	150	
Switching Frequency	100% load, nominal Input voltage		300		KHz

*Dual output models unbalanced load: ±5%.
 **Test ripple and noise by "parallel cable" method. See detailed operation instructions at Testing of Power Converter section, application notes.

Note:

- All specifications measured at $T_A=25^{\circ}\text{C}$, humidity<75%, nominal input voltage and rated output load unless otherwise specified.
- See below recommended circuits for more details.

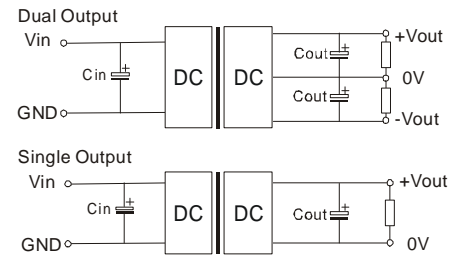
TYPICAL CHARECTERISTICS



APPLICATION NOTE

Recommended Circuit

All the URA_D-5W & URB_D-5W Series have been tested according to the following recommended testing circuit before leaving factory. This series should be tested under load. Never be tested under no load (see Figure 1).



(Figure 1)

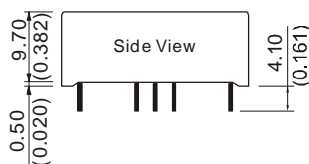
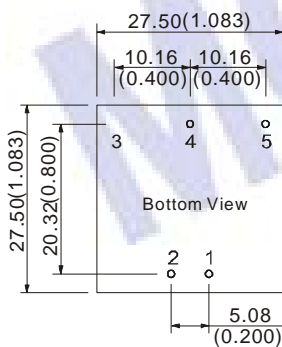
If you want to further decrease the output ripple, you can increase capacitance properly or choose capacitors with low ESR. However, the capacitance should not be too high.(Table 1).

External Capacitor Table(Table 1)

Vin (VDC)	Cin (uF)	Vout (VDC)	Cout
12	100	5	100uF/ 1A
24	100	12	
48	100	15	
--	--	24	

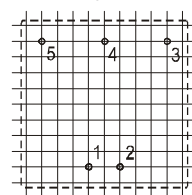
OUTLINE DIMENSIONS & FOOTPRINT DETAILS

First Angle Projection

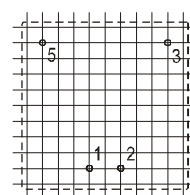


RECOMMENDED FOOTPRINT
 Top view, grid: 2.54mm(0.1inch),
 diameter: 1.00mm(0.039inch)

Dual Output



Single Output



FOOTPRINT DETAILS

Pin	Single	Dual
1	GND	GND
2	Vin	Vin
3	+Vo	+Vo
4	No Pin	0V
5	0V	-Vo

Note:

Unit: mm(inch)

Pin diameter: 0.80mm(0.031inch)

Pin diameter tolerances: ±0.05mm(±0.002inch)

General tolerances: ±0.25mm(±0.010inch)